



How to factory default desk phones




1) Please press the settings button (The cog icon) on the bottom left of the phone.



2) Next, press the option for advanced settings on the bottom of the screen.



4) Then use the right arrow key to scroll all the way to the right, and press the option for reset. Please then select the option for factory reset, and then press ok to reset.



3) When prompted, please enter the code 258046 and press the enter key. If 258046 does not work, please try 22222 instead.

Once the phone has started the procedure, it will restart a few times, before booting back up.

*We look forward
to being of service*

